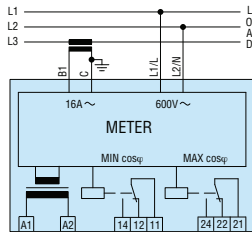


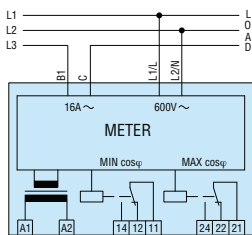
Phase shift monitoring relay

PMA60

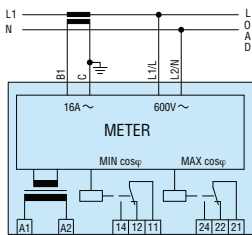
Three-phase connection by CT



Three-phase direct connection

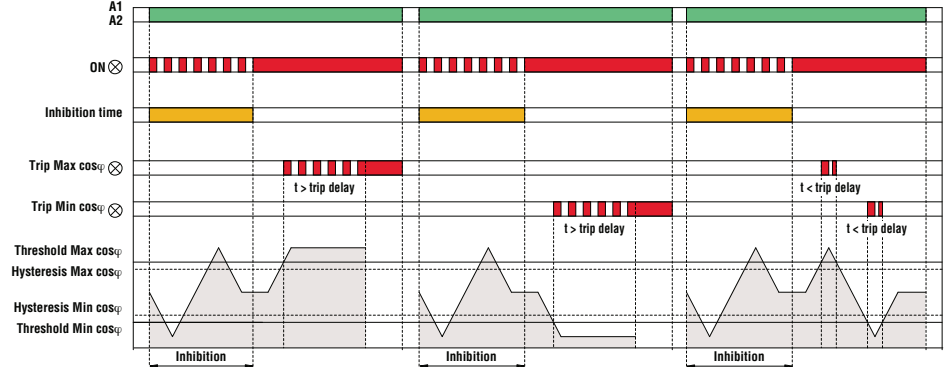


Single-phase connection by CT

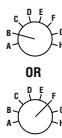
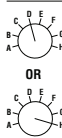


Operation			
Position	Connection	Relay output	Latch
A	1 phase	OFF	OFF
B		ON	ON
C		ON	OFF
E	3 phase	OFF	OFF
F		ON	ON
G		ON	OFF
H		ON	ON

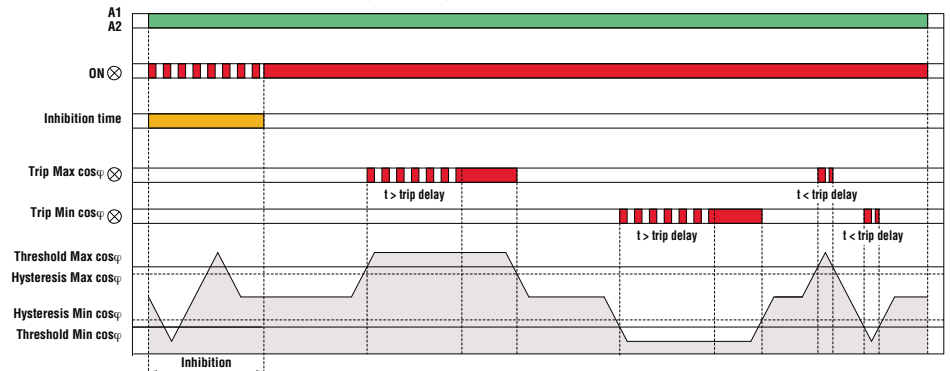
Operation with tripping latch (Latch ON)



Positions



Operation with no tripping latch (Latch OFF)



Positions

