

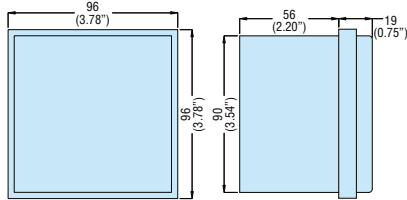
PROTECTION RELAYS

Earth leakage relays
Dimensions [mm (in)]

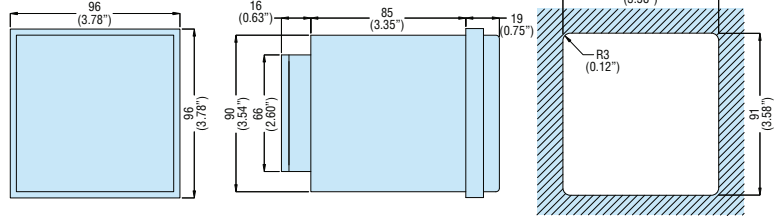


Relays

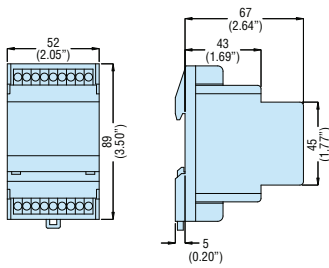
R1D - R2D - R3D



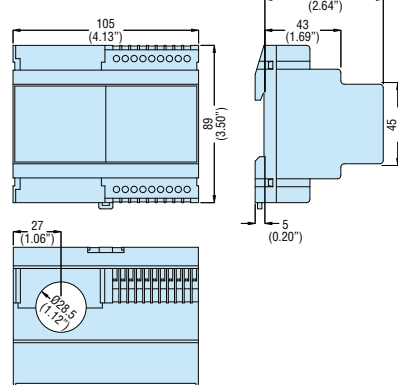
R4D



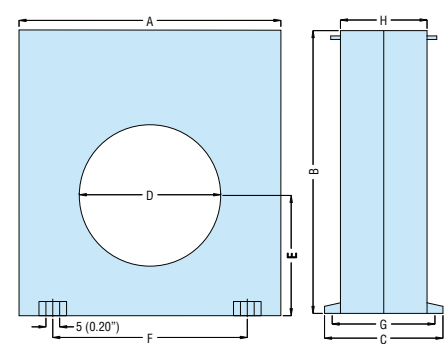
RM1 - RM



RMT



RC



TYPE	A	B	C	D	E	F	G	H
RC35	100 (3.94")	110 (4.33")	70 (2.75")	35 (1.38")	47 (1.85")	60 (2.36")	60 (2.36")	50 (1.97")
RC60	100 (3.94")	110 (4.33")	70 (2.75")	60 (2.36")	47 (1.85")	60 (2.36")	60 (2.36")	50 (1.97")
RC80	150 (5.90")	160 (6.30")	70 (2.75")	80 (3.15")	70 (2.75")	110 (4.33")	60 (2.36")	50 (1.97")
RC110	150 (5.90")	160 (6.30")	70 (2.75")	110 (4.33")	70 (2.75")	110 (4.33")	60 (2.36")	50 (1.97")